

# CITY of SEDRO-WOOLLEY



## MASTER FEE SCHEDULE

Effective January 1, 2024



**2024 SOLID WASTE RATES**

**RESIDENTIAL GARBAGE RATES**

ITEM	RATE	ADD'T INFO
20 Gallon Toter	\$15.20	
32 Gallon Toter	\$25.20	
65 Gallon Toter	\$35.35	
95 Gallon Toter	\$45.50	
LOW INCOME - 20 Gallon Toter	\$12.16	
LOW INCOME - 32 Gallon Toter	\$20.16	Low Income - 80% of
LOW INCOME - 65 Gallon Toter	\$28.28	regular rate
LOW INCOME - 95 Gallon Toter	\$36.40	
OPTIONAL: Food and Yard Waste	\$12.50 per Unit	

**RESIDENTIAL RECYCLING RATES**

ITEM	RATE	ADD'T INFO
Curbside Recycling	\$9.00 per Unit	single family + multifamily
LOW INCOME - Curbside Recycling	\$7.20 per Unit	80% of regular rate

**FUEL SURCHARGE**

ITEM	RATE	ADD'T INFO
Diesel over \$3.00 per Gallon	\$2.03	Flat fee when diesel is over \$3.00, \$4.00, or \$5.00 per gallon.
Diesel over \$4.00 per Gallon	\$2.55	Amount is charged per month for each account. Rates include
Diesel over \$5.00 per Gallon	\$3.08	\$1.00 base rate plus garbage and recycling.

**COMMERCIAL GARBAGE RATES (PERMANENT)**

ITEM	RATE	ADD'T INFO
32 Gallon Toter	\$26.50	
65 Gallon Toter	\$35.35	
95 Gallon Toter	\$47.55	
1 Yard Dumpster	\$114.60	
2 Yard Dumpster	\$151.50	
3 Yard Dumpster	\$225.65	
4 Yard Dumpster	\$297.15	
6 Yard Dumpster	\$438.43	
8 Yard Dumpster	\$586.12	
20, 30 & 40 Yard Dumpsters	\$104.00 a Ton	

**DUMPSTER RENTALS (TEMPORARY)**

ITEM	DUMPING FEE	RENTAL FEE	ADD'T INFO
1 Yard Dumpsters	\$38.11	\$3.57 per Day	
2 Yard Dumpsters	\$67.40	\$3.57 per Day	
3 Yard Dumpsters	\$104.02	\$3.57 per Day	
4 Yard Dumpsters	\$118.70	\$7.14 per Day	
6 Yard Dumpsters	\$177.26	\$7.14 per Day	
8 Yard Dumpsters	\$235.91	\$7.14 per Day	
20, 30 & 40 Yard Dumpsters	\$104.00 a Ton	\$7.14 per Day	or \$71.34 per month for permanent containers
Delivery + Pick Up: 1-8 Yard Dumpster	\$24.37		
Delivery + Pick Up: 20, 30 & 40 Yard Dumpsters	\$71.34		

**EXTRA CHARGE ITEMS**

ITEM	RATE	ADD'T INFO
Recliner	\$15.00	
Refrigerators /freezers	\$25.00	
Other Appliances	\$15.00	
Mattress	\$15.00	
Couch	\$15.00	
Tires	\$5.00	
Wood Waste-Residential	\$12.00 per Yard	We Haul - \$12.00 per yard X 30 yards + \$235.00 haul fee
Wood Waste-Commercial	\$12.00 per Yard	We Haul - \$12.00 per yard X 30 yards + \$235.00 haul fee
Yard Waste - Commercial	\$12.00 per Yard	We Haul - \$12.00 per yard X 30 yards + \$100.00 haul fee 20-40 yard roll-off dumpster = varies based on materials
Construction and Demo - Recycling	varies	recycling + \$7.14 per day (or \$71.34 per month if over 1 month) + \$235 haul fee
Cement	\$11.00 per Ton	
Chain & Lock (one-time fee) - All Dumpsters	\$15.00	
Toter Replacement	\$110.58	
Liner Replacement	\$98.94	

**COMMERCIAL RECYCLING**

ITEM	MIXED PAPER	CARDBOARD	MIXED RECYCLING
95 Gallon Container	\$70	Not available	\$70
2 Yard Dumpster	\$80	\$40	\$80
3 Yard Dumpster	\$110	\$45	\$110
4 Yard Dumpster	\$130	\$50	\$130
6 Yard Dumpster	\$163	\$55	\$163
8 Yard Dumpster	\$215	\$60	\$215

**UTILITY TAX**

ITEM	RATE	ADD'T INFO
Utility Tax	10.50%	

**SPECIAL PERMIT RATES**

ITEM	RATE PER YEAR	PER CART, CONTAINER OR VEHICLE
Source Separated Recycling Companies and Non-Profits	\$600	\$0
Mixed Recycling Companies	\$2,400	\$20
Junk Collector Companies	\$2,400	\$20
Penalties for Non-Compliance with Above Special Permits		\$500 per Violation
Solid Waste Truck Advertising	\$1,200	\$50 per Vehicle per Side per Month
Hourly Charge for Solid Waste Department to Handle Improve Disposal	\$100 per Hour with Minimum of \$100, or cost of services	

**LATE CHARGES**

Sanitation service charges shall be delinquent if not paid in full within twenty-five days after the date of billing. Delinquent charges shall bear interest at the rate of eight percent per annum beginning on the first day of the month following delinquency until paid in full. A late penalty of ten dollars shall be charged for any solid waste account that is delinquent for more than sixty days.

Sedro-Woolley Municipal Code Chapter / Section References:  
8.04



**2024 SEWER AND STORMWATER RATES**

<b>SEWER CONNECTION FEES</b>		
ITEM	RATE	ADD'T INFO
Connection or Commencement of Use	\$9,626	per ERU
Plumbing Fixture	\$400	per Fixture Unit
Utility Plumbing Fixtures Water Consumption	\$400	per 234 Gallons of Water Per Month
Credit for Disconnecting Septic System	\$2,855	

<b>SEWER UTILITY CONNECTION FEES</b>		
ITEM	RESIDENTIAL - per Residential Dwelling Unity	NONRESIDENT - per EDU
North Reed Street	\$1,152	\$1,152
Cook Road-Trail Road	\$3,426	\$3,426
Fruitdale Road	\$3,450	\$3,450
North Township Street	\$725	\$725
West Bennett, West Nelson, Batey, Robinson and Borseth Streets	\$3,450	\$3,450

<b>SEWER RATES</b>		
ITEM	RATE	ADD'T INFO
Residential	\$73.66	
Nonresidential	\$6.81	Volume Rate (in Cubic Feet)
Low Income Citizen	\$58.93	

<b>STORM WATER AND SURFACE WATER</b>		
ITEM	RATE	ADD'T INFO
Class 1 Single - Family / Multifamily / Condos with 1 Unit	\$13.08	per Month
LOW INCOME - Class 1 Single - Family / Multifamily / Condos with 1 Unit	\$10.47	per Month 80% of regular rate
Units	\$6.54	50% of Class 1/Per-Unit Basis
Class 3 Commercial / Industrial	\$13.08 or \$26.16	\$13.08 Per 10,000 Sq. Ft. of Land or \$26.16 Per 10,000 Sq. Ft. of Impervious Surface
Class 4 Public Use Customers (Schools, Government Buildings, etc.)	\$13.08 or \$26.16	\$13.08 Per 10,000 Sq. Ft. of Land or \$26.16 Per 10,000 Sq. Ft. of Impervious Surface
Class 5 Mixed Use Structures	\$13.08	\$13.08 Per Month per Commercial Unit for Every 10,000 Sq. Ft. of Land and \$13.08 per Month per Unit, Unless 3+ Residential, the fee Shall be 50% of the Class 1 per-Unit Basis

Sedro-Woolley Municipal Code Chapter / Section References:  
 2.46.080  
 2.46.090



**2024 PARK FEES**

<b>ATHLETIC FIELD USER FEES</b>		
Facility	Weekly Rate	Daily Rate
Riverfront 1 - East	\$90.00	\$25.00
Riverfront 2 - West	\$90.00	\$25.00
Riverfront - Rookie - South	\$50.00	\$15.00
Riverfront - T-Ball - North	\$50.00	\$15.00
Tesarik	\$90.00	\$25.00
Winnie Houser	\$200.00	\$60.00
Denny Engberg	\$150.00	\$45.00

<b>COMMUNITY CENTER RENTAL FEES</b>							
Group				Security Deposit		Facility Monitor	Audio / Visual
Day of the Week	Resident	Community Group	All Others	NO Alcohol, Live Music, or Dancing	WITH Alcohol, Live Music, or Dancing	WITH Alcohol, Live Music, or Dancing	Audio / Visual Equipment
Monday through Thursday	\$225	\$150	\$375	\$100	\$1,000	\$250 flat fee	\$50
Friday through Sunday	\$275	\$150	\$425	\$100	\$1,000	\$250 flat fee	\$50

Additional Cleanup Required	\$50 per Hour
Annual Users	\$175 per Use
Consecutive Days	\$100 Less, Beyond first
Storage Closet - Large	\$15 per Month
Storage Closet - Small	\$10 per Month

<b>SENIOR CENTER RENTAL FEES</b>				
Day of the Week	Resident	Community Group	All Others	Deposit
Monday through Thursday	\$50	\$25	\$200	\$100
Friday through Sunday	\$100	\$25	\$250	\$100

<b>RECREATIONAL VEHICLE PARK FEES</b>	
Location	Fee
Riverfront RV Park (Without Full Sewer Hook-Ups)	\$40 per Night
Bingham RV Park (with Full Sewer Hook-Ups)	\$50 per Night

<b>OTHER FACILITY RENTALS</b>		
Group		
Location	Resident	Nonresident
Riverfront - Large Covered Eating Area	\$175	\$250
Riverfront - Small Covered Eating Area	\$125	\$150
Memorial Park - Covered Shelter	\$25	\$35
Bingham Park Shelter	\$100	\$150
Hammer Heritage Square	\$100	\$200
Riverfront - Amphitheatre - Nonprofits, City Sanctioned Festivals, Private Users and For-Profit	\$400	\$650

Special Events, Parades and Festivals - Deposit Required	Up to \$1,000
--	---------------

Sedro-Woolley Municipal Code Chapter / Section References:

- 12.36.020                      12.36.050
- 12.36.030                      12.36.090
- 12.36.040



**2024 BUILDING AND CONSTRUCTION**

<b>Building and Construction</b>	
Description	Fee
Building Code Fees	See attached Building, Planning & Engineering Fee Schedule
Administrative Fee	\$750
Transportation Fee Schedule and Establishment of Service Area	Attachment A
Park Impact Fee and Establishment of Service Area	Attachment B
Fire Department Impact Fee and Establishment of Service Area	Attachment C
School Impact Fees and Administrative Fees	\$35
Independent Fee Calculations - Deposit	\$500
School Impact Fees - Single Family Units: per single-family residential unit or mobile or manufactured home (whether on a single lot, condominium unit or mobile park)	\$4,461
School Impact Fees - Multifamily Units: per residential unit in a multifamily structure	\$2,888

**Attachment A** – Ordinance No. 1960-20 allows for the updating of the Transportation Impact Fees; the attachment to this Master Fee Schedule of the Transportation Impact Fees contains the most recent fee schedule.

**Attachment B - Schedule of Park Impact Fees per Unit**

Structure	Fee
Single-Family Resident	\$2,303
Manufactured Home	\$2,303
Units in a Duplex or Multifamily Unit	\$2,303
Dependent Relative Cottage	\$2,303
Accessory Dwelling Unity Between the Minimum Allowed Size ADU and 450 Square Feet	30% of a Stand SFR Park Impact Fee
Accessory Dwelling Unity Greater than 450 Square Feet and Below the Maximum Size Allowed ADU	61% of a Standard SFR Park Impact Fee
All Units Not Specifically Identified in the Above	\$2,303

Annual increase by Seattle-Tacoma-Bellevue June to June CPI-U

**Attachment C - Schedule of Fire Department Impact Fees**

Structure	Fee
Residential structures, including single-family and multifamily structures	\$0.28 per square foot of structure, including garage, outbuildings and attached porches
Nonresidential structures	\$0.28 per square foot of structure, including garage, outbuildings and attached porches; provided, that the fee for nonresidential structures shall receive an adjustment, in an amount determined by the responsible official, equal to forty percent reduction for buildings equipped with an approved sprinkler system, and ten percent reduction for buildings equipped with an alarm system
Nonresidential construction and development activity which requires fire protection but is not a traditional structure, such as a bulk fuel storage facility or a fuel pipeline	shall be assessed an impact fee in an amount determined by the responsible official pursuant to Section 15.60.100.

Sedro-Woolley Municipal Code Chapter / Section References:

- 15.04
- 15.52.1220
- 15.60.050
- 15.60.070
- 15.60.90
- 15.664.130
- 15.64.150



**2024 CEMETERY**

<b>BURIAL SPACE</b>	
Description	Amount
Burial Space (includes space at \$800.00; endowment at \$100.00)	\$900
Double Burial Single Space (1 full body and 1 cremains or 2 cremains) Requires purchase of burial space; fee for each additional burial	\$300.00 Additional
Triple Burial Single Space (1 full body and 2 cremains) Requires purchase of burial space; fee for each additional burial	\$300.00 additional
Opening/Closing (Includes tent, chairs, greens and equipment)	\$750
Standard Size Concrete Liner (Includes purchase price and handling) (Oversize liner price on request)	\$650.00 + Sales Tax
Concrete Vault (Handling fee only)	\$175
Headstone Reset Fee	\$50
Headstone Setting	\$200

<b>URN SPACE</b>	
Description	Amount
Urn Space (Includes space at \$400.00; endowment at \$100.00)	\$500.00
Double Burial Single Space Requires Purchase of Burial Space; Fee for Each Addition Burial	\$300.00 Additional
Opening/Closing (Includes tent, chairs and greens)	300
Opening/Closing (No tent, chairs or greens)	\$150.00
Urn Vault (Includes purchase price and handling)	\$150.00 + Sales Tax
Headstone Setting	\$200.00

<b>BABY SPACE</b>	
Description	Amount
Baby Space (Includes space at \$300.00; endowment at \$100.00)	\$400.00
Opening/Closing (Includes tent, chairs and greens)	\$300.00
Opening/Closing (No tent, chairs or greens)	\$150.00
Concrete Baby Liner (Includes purchase price and handling)	\$225.00 + Sales Tax
Combo (Liner/Casket) (Handling fee only)	\$75.00
Headstone Setting	\$200.00

<b>COLUMBARIUM NICHE WALL (SINGLE INURNMENTS ONLY)</b>	
Description	Amount
Niche Space (Includes space at variable price by location; and endowment at \$100.00)*	Niche Space (Includes space at variable price by location; and endowment at \$100.00)* Row 1 (top) \$750.00 Row 2 \$700.00 Row 3 \$650.00 Row 4 \$600.00
Opening/Closing (Includes tent, chairs and greens) \$275.00	275
Opening/Closing (No tent, chairs or greens)	175
Inscription (Single shutter inscription)	\$275.00 + Sales Tax

<b>COLUMBARIUM NICHEL WALL "ESTATE UNITY" (SINGLE INURNMENTS ONLY)</b>	
Description	Amount
Niche space* (11-7/8" x 11-7/8" x 15-1/2") (Includes space and endowment at \$100.00)	
Niches 1 through 4	\$1,350.00 Each
Niches 5 through 10	\$1,200.00 Each
Niches 11 and 12	\$1,100.00 Each
Niches 13 and 14	\$1,000.00 Each
2 plus cremains per niche	1-1/2 times single unit price
Opening/Closing (Includes tent, chairs and greens)	275
Opening/Closing (No tent, chairs or greens)	175

Inscription (Single shutter inscription) each cremains \$175.00 + Sales Tax	\$175.00 + Sales Tax
---	----------------------

<b>ADDITIONAL LABOR CHARGES (MAXIMUM OF TWO HEADSTONES PER GRAVE SPACE)</b>	
Description	Amount
Saturday Service (Standard Burial)	\$450
Saturday Service (Cremation)	\$250
Sunday/Holiday Service (Standard Burial)	\$550
Sunday/Holiday Service (Cremation)	\$300
Additional Headstone on Existing Grave Space	\$200
Setting of Headstone Flower Vase	\$25
Chapel Services at 3:00 p.m. or Later	\$150

<b>DISINTERNMENT</b>	
Description	Amount
Casket/any removal	\$1,000
Casket/Relocation within Union Cemetery	\$1,400
Urn/any removal	\$225
Urn/Relocation within Union Cemetery	\$310

Sedro-Woolley Municipal Code Chapter / Section References:  
2.80.040





## 2024 PUBLIC RECORDS REQUESTS

PUBLIC RECORDS ACT - RELATED FEES		
Item	Rate	Description
Electronic Files	\$0.05	Five cents per each four electronic files or attachment uploaded to email, cloud-based data storage service or other means of electronic delivery.
Photocopies or Printed Copies	\$0.15	Fifteen cents per page for photocopies of public records, printed copies of electronic public records when requested by the person requesting records, or for the use of agency equipment of photocopy public records.
Printed Copies - Plotter Paper	\$0.04	Six cents per square foot for plotter paper.
Scanning	\$0.10	Ten cents per page for public records scanned into an electronic format or for the use of agency equipment to scan the records.
Storage Devices		The actual cost of any digital storage media or device provided by the agency, the actual cost of any container or envelope used to mail the copies to the requester, and the actual postage or delivery charge.
Transmission of Electronic Files	\$0.10	Ten cents per gigabyte for the transmission of public records in an electronic format or for the use of agency equipment to send the records electronically. The agency shall take reasonable steps to provide the records in the most efficient manner available to the agency in its normal operations.
Customized Electronic Access or Data		A customized service charge to recover actual costs for requests that require information technology expertise to prepare data or provide customized electronic access when such compilations and customized access services are not used by the agency for other agency purposes.
Body Work Camera Records Requests	\$47.59	<p>\$47.59 per hour redaction fee in accordance with RCW 42.56.240(14). The hourly rate may be prorated in 15 minute intervals.</p> <p>Plus, any additional costs permitted and identified in this fee schedule, including the cost of video copying.</p> <p>Charges will not be levied if the request comes from:</p> <ul style="list-style-type: none"> <li>•A person directly involved in a recorded incident and their attorney;</li> <li>•A person or his or her attorney who request a body worn camera recording relevant to a criminal case involving that person;</li> <li>•Executive Directors from the Washington State Commission on African American Affairs, Asian-Pacific Affairs or Hispanic Affairs;</li> <li>• Attorneys who represent a person in a potential or existing civil cause of action involving the denial of civil rights under the federal or state constitution or a violation of a United States Department of Justice settlement agreement and explain the relevancy of the requested video.</li> </ul>
Postage		Actual Cost



**2024 OTHER**

<b>ANIMAL</b>	
Fee Type	Amount
Impound Fees	\$25 + \$10 Day After 2 Days
Animal Control Infractions	\$150
Potentially Dangerous Dog - Registration Fee	\$250 + \$50 Annually
Dangerous Dog - Registration Fee	\$500 + \$100 Annually
Potentially Dangerous Dog - Fail to Register or Renew Penalty	\$250
Dangerous Dog - Fail to Register or Renew Penalty	\$500
Animal Control Civil Penalty	\$150 + \$10 Day + Care Cost
Animal Control Civil Penalty for Animal Destruction	\$250
Hearings	\$15 per Day
Animal Control Civil Penalty for Animal Destruction- Failure to Pick Up After 10 days	\$50

<b>FESS FOR POLICE AND FIRE REPORTS OR SERVICE FEES TABLE</b>	
Description	Amount
Record Check (includes clearing letter for visa, passport, etc.)	Per name \$10.00
Fingerprint Cards (including applicants for concealed weapons permits)	\$10 (Up to 2)+ \$3 for Additional
Traffic Accident or Fire Incident Report	Up to 2 pages \$5.00; 3-20 pages \$10.00; each additional page \$0.50
Traffic accident or fire incident witness statements	Per Statement \$4.00

<b>BUSINESS LICENSES AND REGULATIONS</b>		<b>FAILURE TO PAY</b>		
Description	Amount	11-60 days late	60-90 days late	90+ days late
Business License Fee - General Business	\$35 annually	\$3.50	\$7.00	\$10.50
Business License Fee - Serving Beer, Wine, Spirits or Authority of the Washington State Liquor and Cannabis Board	\$250 annually	\$25.00	\$50.00	\$75.00
Business License Fee- Pawnbroker	\$135 annually	\$13.50	\$27.00	\$40.50
Business License Fee- Mobile Vending	\$75 annually	\$7.50	\$15.00	\$22.50
Business License Fee - Taxicabs	\$135 annually	\$13.50	\$27.00	\$40.50
Business License Fee - Extension Vendors	\$200 annually per location	\$20.00	\$40.00	\$60.00
Business License Fee - Growing, Processing and Selling of Marijuana	\$250 annually	\$25.00	\$50.00	\$75.00

Failure to pay fees may be waived at the Finance Director's discretion on a case by case basis.

<b>CITY RIGHTS-OF-WAY</b>	
Description	Amount
Utility Relocation - Enforcement	\$250 Per Day
Cable Communications - Cable System Evaluation - Non-Compliance Fee	Up to \$3,500 Per Evaluation - To Adjusted from 1997 Inflation

<b>ZONING</b>	
Description	Amount
Enforcement of the Critical Areas Regulations - Violations Civil Penalty	\$75 Per Day
Model Homes - Application Requirements	\$300 Per Model
Temporary Homeless Encampment Permit Application	\$1,500

<b>CODE ENFORCEMENT</b>	
Description	Amount
Notice of Violation and Order/Administrative Proceeding - Appeal Procedure	\$300 filing fee plus actual cost of hearing examiner (if appellant is successful, hearing examiner cost is waived)
Civil Fines and Civil Penalties - Civil Penalty - Critical Areas	\$50,000

<b>OTHER</b>	
Description	Amount
Fireworks - Public Display - Permit Fees	50
Smoking in Public Places and Places of Employment - Penalties - Person	Up to \$100
Smoking in Public Places and Places of Employment - Penalties - Owner Obligations	Up to \$100
Violation - Penalty	Class 1 civil infraction \$250.00 Class 2 civil infraction \$125.00
Tree Standards - Inspection and Appeal - Penalty	\$250 Each Day

<b>EMPLOYEE RECOGNITION</b>	
Description	Amount
Employee Recognition Program Token Appreciation Award	Up to \$100
Years of Service - Value of Item	Example of Type of Item
1 year - \$15	City logo hat or mug
5 years - \$35	City logo polo shirt / sweater
10 years - \$65	City logo jacket / coat / vest
20 years - \$100	City logo article

Sedro-Woolley Municipal Code Chapter / Section References:

- 3.60.010
- 5.04.030
- 5.04.060
- 8.28.060
- 8.36.040
- 8.50.160
- 12.40.120
- 17.65.760
- 17.98.040
- 17.110.020
- 18.15.040
- 18.35.030
- 2.100.040

December 26, 2023

**TO:** Mark A. Freiburger, PE, Director of Public Works  
City of Sedro-Woolley

**FROM:** Andrew L. Bratlien, PE, PTOE  
Daniel B. Hodun, EIT

**SUBJECT:** 2024 Transportation Impact Fee Rate Update

This memorandum documents the 2024 transportation impact fee rate update for the City of Sedro-Woolley. It summarizes the methods used to update the impact fee rate and identifies the updated rate.

## **BACKGROUND**

The City's transportation impact fee (TIF) program was adopted in 2005 (ord. 1526-050) and was most recently updated in 2023. TIF rates are based on new development's ("growth's") proportionate share of eligible project costs and are assessed per net new PM peak hour trip generated by development.

The impact fee program assesses impact fees for each of two designated impact fee zones: Central Business District (CBD) and Non-CBD. An impact fee zone map is provided in Attachment 1.

Sedro-Woolley Municipal Code (SWMC) 15.60.050(B) requires transportation impact fees to be updated annually: "The impact fee schedule of costs...shall be updated annually at a rate adjusted in accordance with the Federal Highway Administration's National Highway Construction Cost Index (NHCCI), using an annual measure to establish revised fee schedules effective January 1st of each year."

## **IMPACT FEE UPDATE**

The Federal Highway Administration (FHWA) National Highway Construction Cost Index (NHCCI) is a quarterly price index design to measure national average changes in highway construction costs.

The NHCCI for the second quarter (Q2) of 2022, upon which the most recent TIF rate update was based, is 2.553. The NHCCI for Q2 2023, the most recent period for which data is published, is 2.939. A summary of the Q2 2023 NHCCI is provided in Attachment 1. The adjusted transportation impact fee rates were calculated using the ratio of the Q2 2023 NHCCI to the Q2 2022 NHCCI:

$$2024 \text{ Impact Fee Rate Adjustment} = 2.962 \div 2.553 = 1.160$$

The resulting 1.160 adjustment factor represents a 16 percent increase in highway construction costs relative to Q2 2022.

## **RESULTS**

The resulting impact fee rates are shown below. The updated impact fee rate maps is provided in Attachment 2 and the updated rate schedule is provided in Attachment 3.

- CBD Zone: \$2,445 / PM peak hour trip
- Non-CBD Zone: \$4,396 / PM peak hour trip

- Attachment 1. National Highway Construction Cost Index 2023 Q2
- Attachment 2. Transportation Impact Fee Zone Map
- Attachment 3. 2023 Transportation Impact Fee Rate Schedule

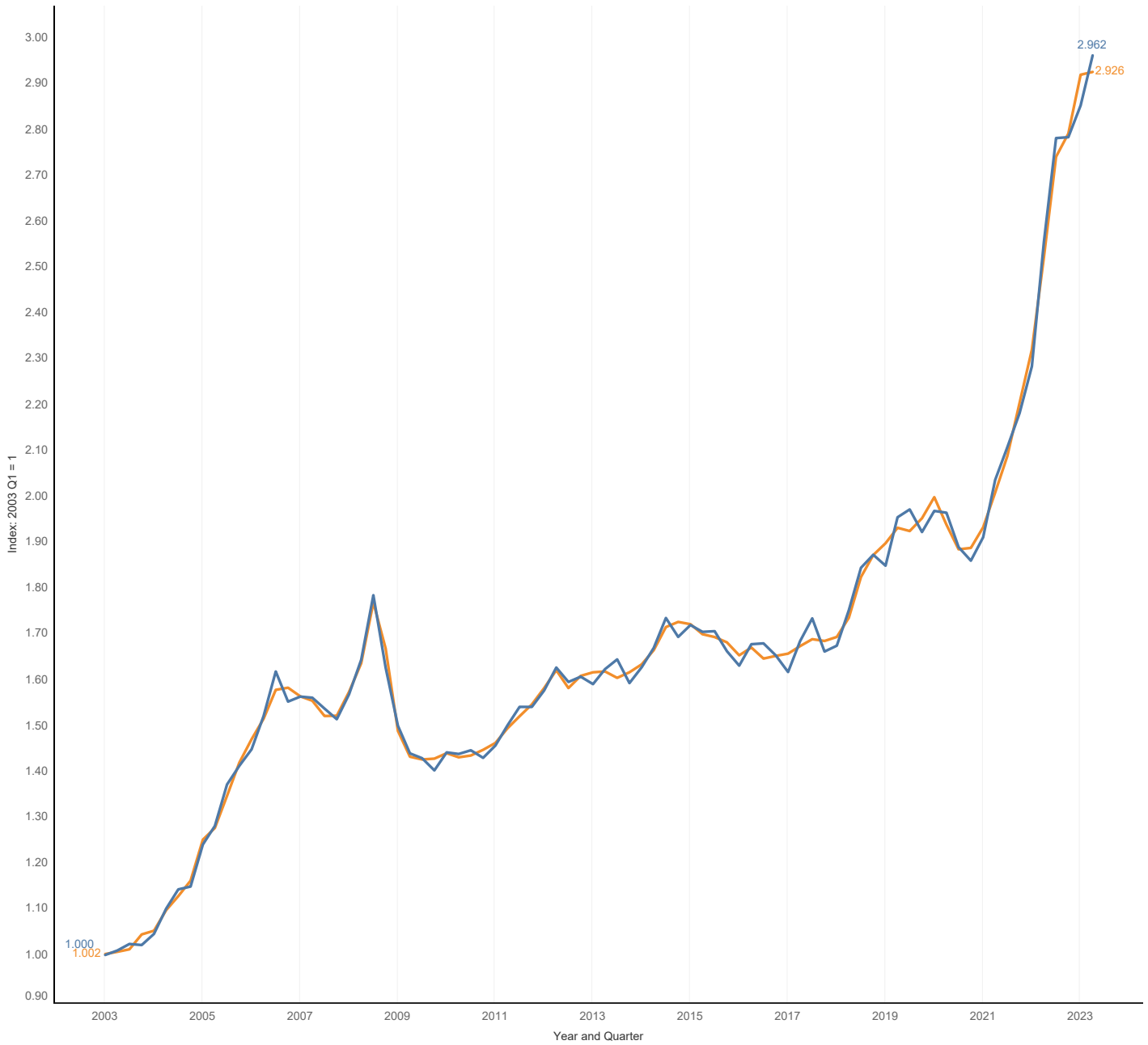


U.S. Department of Transportation  
**Federal Highway Administration**

# National Highway Construction Cost Index (NHCCI)

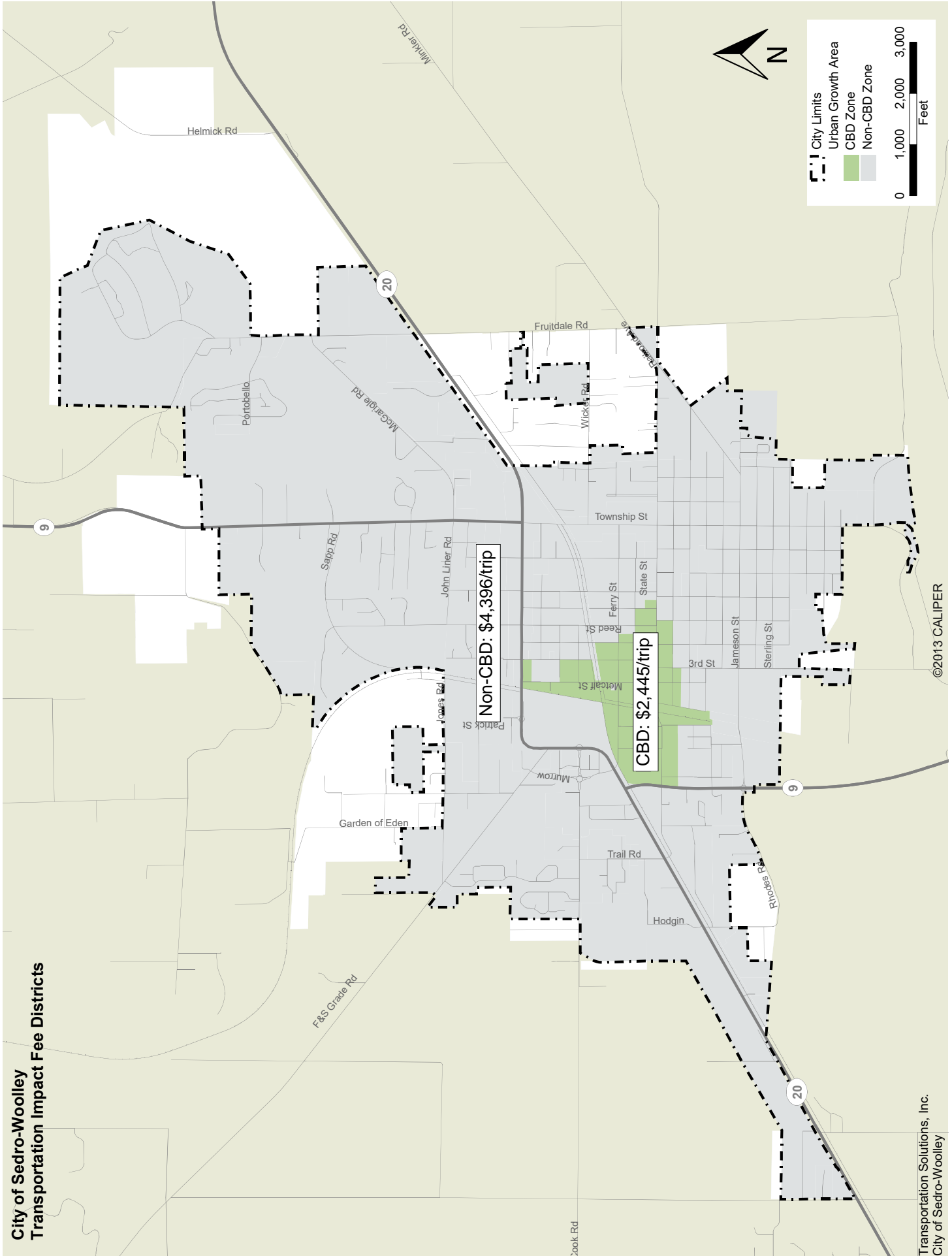
Select Year and Quarter:  
2003 Q1 to 2023 Q2  
and Null values

Select Series:  
 NHCCI  
 Seasonally Adjusted NHCCI



2023 Q2 index is preliminary.  
2022 Q4 and 2023 Q1 indexes are revised.

**City of Sedro-Woolley  
Transportation Impact Fee Districts**



**Non-CBD: \$4,396/trip**

**CBD: \$2,445/trip**

©2013 CALIPER

Transportation Solutions, Inc.  
City of Sedro-Woolley

**City of Sedro-Woolley 2024 Traffic Impact Fee Rate Schedule – Residential**

ITE Code <sup>1</sup>	ITE Land Use Category <sup>1</sup>	ITE Trip Rate <sup>2</sup>	Rate per Unit <sup>3</sup>	Impact Fee per Unit by District	
				Non-CBD	CBD
210	Single-Family Detached Housing	0.94	DU	\$4,132	\$2,298
215	Single-Family Attached Housing (Duplex/Townhome)	0.57	DU	\$2,506	\$1,394
220	Multifamily Housing (1-3 floors)	0.51	DU	\$2,242	\$1,247
221	Multifamily Housing (4-10 floors)	0.39	DU	\$1,714	\$954
230	Low-Rise Residential w/ 1st Floor Commercial	0.36	DU	\$1,583	\$880
240	Mobile Home Park	0.58	DU	\$2,550	\$1,418
251	Senior Adult Housing - Single-Family	0.30	DU	\$1,319	\$734
252	Senior Adult Housing - Multifamily	0.25	DU	\$1,099	\$611
253	Congregate Care Facility	0.18	DU	\$791	\$440
254	Assisted Living	0.24	bed	\$1,055	\$587
255	Continuing Care Retirement Community	0.19	DU	\$835	\$465
260	Recreational Home	0.29	DU	\$1,275	\$709
-	Accessory Dwelling Unit (≥ 450 sf) <sup>5</sup>	0.61	DU	\$2,682	\$1,491
-	Accessory Dwelling Unit (< 450 sf) <sup>5</sup>	0.30	DU	\$1,319	\$734

<sup>1</sup> Institute of Transportation Engineers, Trip Generation Manual (11th Edition)

<sup>2</sup> Trip generation rate per development unit for PM peak hour of the adjacent street traffic (4-6 PM)

<sup>3</sup> DU = Dwelling Unit

<sup>4</sup> No ITE rate exists for ADUs. ADU trip rates modeled consistent with "Clackamas County Residential TSDC Analysis" (2019)

\*Traffic impact fees for PRDs will be based on the type of dwellings





**City of Sedro-Woolley 2024 Traffic Impact Fee Rate Schedule – Non-Residential LUC 1-799**

ITE Code <sup>1</sup>	ITE Land Use Category <sup>1</sup>	Base Trip Rate <sup>2</sup>	% Primary Trips	Net Trip Rate	Rate per Unit <sup>3</sup>	Impact Fee per Unit by District	
						Non-CBD	CBD
<b>PORT AND TERMINAL</b>							
30	Intermodal Truck Terminal	1.87	*	1.870	ksf	\$8,221	\$4,572
90	Park and Ride with Bus Service	0.49	*	0.490	space	\$2,154	\$1,198
<b>INDUSTRIAL</b>							
110	General Light Industrial	0.65	*	0.650	KSF	\$2,857	\$1,589
130	Industrial Park	0.34	*	0.340	KSF	\$1,495	\$831
140	Manufacturing	0.74	*	0.740	KSF	\$3,253	\$1,809
150	Warehousing	0.18	*	0.180	KSF	\$791	\$440
151	Mini Warehouse	0.15	*	0.150	KSF	\$659	\$367
170	Utilities	2.16	*	2.160	KSF	\$9,495	\$5,281
180	Speciality Trade Contractor	1.93	*	1.930	KSF	\$8,484	\$4,719
<b>LODGING</b>							
310	Hotel	0.59	*	0.590	room	\$2,594	\$1,443
311	All Suites Hotel	0.36	*	0.360	room	\$1,583	\$880
312	Business Hotel	0.31	*	0.310	room	\$1,363	\$758
320	Motel	0.36	*	0.360	room	\$1,583	\$880
<b>RECREATIONAL</b>							
411	Public Park	0.11	*	0.110	acre	\$484	\$269
416	Campground/RV Park	0.27	*	0.270	site	\$1,187	\$660
430	Golf Course	0.28	*	0.280	acre	\$1,231	\$685
432	Golf Driving Range	1.25	*	1.250	tee	\$5,495	\$3,056
433	Batting Cages	2.22	*	2.220	cage	\$9,759	\$5,428
434	Rock Climbing Gym	1.64	*	1.640	KSF	\$7,209	\$4,010
435	Multi-Purpose Recreational Facility	3.58	*	3.580	KSF	\$15,738	\$8,753
437	Bowling Alley	1.16	*	1.160	KSF	\$5,099	\$2,836
445	Movie Theater	13.96	*	13.960	screen	\$61,368	\$34,132
488	Soccer Complex	16.43	*	16.430	field	\$72,226	\$40,171
490	Tennis Courts	4.21	*	4.210	court	\$18,507	\$10,293
491	Racquet/Tennis Club	3.82	*	3.820	court	\$16,793	\$9,340
492	Health Fitness Club	3.45	*	3.450	KSF	\$15,166	\$8,435
493	Athletic Club	6.29	*	6.290	KSF	\$27,651	\$15,379
495	Recreational Community Center	2.50	*	2.500	KSF	\$10,990	\$6,113
<b>INSTITUTIONAL</b>							
520	Elementary School	0.16	*	0.160	student	\$703	\$391
522	Middle/Junior High School	0.15	*	0.150	student	\$659	\$367
525	High School	0.14	*	0.140	student	\$615	\$342
528	School District Office	2.04	*	2.040	student	\$8,988	\$4,988
536	Charter Elementary School	0.16	*	0.160	student	\$703	\$391
540	Junior / Community College	0.11	*	0.110	student	\$484	\$269
560	Church	0.49	*	0.490	KSF	\$2,154	\$1,198
565	Day Care Center	11.12	44%	4.893	KSF	\$21,509	\$11,963
566	Cemetery	0.46	*	0.460	acre	\$2,022	\$1,125
571	Adult Detention Facility	0.08	*	0.080	bed	\$352	\$196
575	Fire & Rescue Station	0.48	*	0.480	KSF	\$2,110	\$1,174
590	Library	8.16	*	8.160	KSF	\$35,871	\$19,951
<b>MEDICAL</b>							
610	Hospital	0.86	*	0.860	KSF	\$3,781	\$2,103
620	Nursing Home	0.14	*	0.140	bed	\$615	\$342
630	Clinic	3.69	*	3.690	KSF	\$16,221	\$9,022
640	Animal Hospital / Veterinary Clinic	3.53	*	3.530	KSF	\$15,518	\$8,631
650	Freestanding Emergency Room	1.52	*	1.520	KSF	\$6,682	\$3,716
<b>OFFICE</b>							
710	General Office	1.44	*	1.440	KSF	\$6,330	\$3,521
712	Small Office Bldg (<10,000 sf)	2.16	*	2.160	KSF	\$9,495	\$5,281
714	Corporate Headquarters Building	1.30	*	1.300	KSF	\$5,715	\$3,179
715	Single Tenant Office (≥10,000 sf)	1.76	*	1.760	KSF	\$7,737	\$4,303
720	Medical/Dental Office (Stand-Alone)	3.93	*	3.930	KSF	\$17,276	\$9,609
730	Government Office Building	1.71	*	1.710	KSF	\$7,517	\$4,181
732	US Post Office	11.21	*	11.210	KSF	\$49,279	\$27,408
750	Office Park	1.30	*	1.300	KSF	\$5,715	\$3,179
760	Research and Development Center	0.98	*	0.980	KSF	\$4,308	\$2,396
770	Business Park	1.22	*	1.220	KSF	\$5,363	\$2,983

<sup>1</sup> Institute of Transportation Engineers, Trip Generation Manual (11th Edition)

<sup>2</sup> Trip generation rate per development unit, for PM Peak Hour of the adjacent street traffic (4-6 pm).

<sup>3</sup> DU = Dwelling Unit; KSF = 1,000 square feet; VSP = Vehicle servicing position

\* Pass-by and diverted trip rate data not available. Primary trip rates may be applied based on local data, development context, and engineering judgment

**City of Sedro-Woolley 2024 Traffic Impact Fee Rate Schedule – Non-Residential LUC 800-999**


ITE Code <sup>1</sup>	ITE Land Use Category <sup>1</sup>	Base Trip Rate <sup>2</sup>	% Primary Trips <sup>3</sup>	Net Trip Rate	Rate per Unit <sup>4</sup>	Impact Fee per Unit by District	
						Non-CBD	CBD
<b>RETAIL</b>							
810	Tractor Supply Store	1.40	66%	0.924	KSF	\$4,062	\$2,259
811	Construction Equipment Rental Store	0.99	74%	0.733	KSF	\$3,221	\$1,791
812	Building Materials and Lumber Store	2.25	74%	1.665	KSF	\$7,319	\$4,071
813	Free-Standing Discount Superstore (w/ Grocery)	4.33	71%	3.074	KSF	\$13,515	\$7,517
814	Variety Store	6.70	66%	4.422	KSF	\$19,439	\$10,812
815	Free Standing Discount Store (w/o Grocery)	4.86	83%	4.034	KSF	\$17,733	\$9,863
816	Hardware/Paint Store	2.98	74%	2.205	KSF	\$9,694	\$5,392
817	Nursery (Garden Center)	6.94	74%	5.136	KSF	\$22,576	\$12,557
818	Nursery (Wholesale)	5.24	74%	3.878	KSF	\$17,046	\$9,481
820	Shopping Center (>150k)	3.40	66%	2.244	KSF	\$9,865	\$5,487
821	Shopping Plaza (40-150k) w/ Supermarket	9.03	66%	5.960	KSF	\$26,199	\$14,572
821	Shopping Plaza (40-150k) w/o Supermarket	5.19	66%	3.425	KSF	\$15,058	\$8,375
822	Strip Retail Plaza (<40k)	6.59	66%	4.349	KSF	\$19,120	\$10,634
823	Factory Outlet Center	2.29	66%	1.511	KSF	\$6,644	\$3,695
840	Automobile Sales (New)	2.42	100%	2.420	KSF	\$10,638	\$5,917
841	Automobile Sales (Used)	3.75	100%	3.750	KSF	\$16,485	\$9,169
842	Recreational Vehicle Sales	0.77	100%	0.770	KSF	\$3,385	\$1,883
843	Automobile Parts Sales	4.90	44%	2.156	KSF	\$9,478	\$5,271
848	Tire Store	3.75	72%	2.700	KSF	\$11,869	\$6,602
849	Tire Superstore	2.11	72%	1.519	KSF	\$6,678	\$3,714
850	Supermarket	8.95	64%	5.728	KSF	\$25,180	\$14,005
851	Convenience Store	49.11	49%	24.064	KSF	\$105,785	\$58,836
857	Discount Club	4.19	63%	2.640	KSF	\$11,604	\$6,454
861	Sporting Goods Superstore	2.14	66%	1.412	KSF	\$6,209	\$3,453
862	Home Improvement Superstore	2.29	58%	1.328	KSF	\$5,839	\$3,247
863	Electronics Superstore	4.25	60%	2.550	KSF	\$11,210	\$6,235
866	Pet Supply Superstore	3.55	66%	2.343	KSF	\$10,300	\$5,729
867	Office Supply Superstore	2.77	66%	1.828	KSF	\$8,037	\$4,470
875	Department Store	1.95	66%	1.287	KSF	\$5,658	\$3,147
876	Apparel Store	4.12	66%	2.719	KSF	\$11,954	\$6,648
879	Arts and Crafts Store	6.21	66%	4.099	KSF	\$18,017	\$10,021
880	Pharmacy/Drug Store w/o Drive-Thru	8.51	47%	4.000	KSF	\$17,583	\$9,779
881	Pharmacy/Drug Store w/ Drive-Thru	10.25	38%	3.895	KSF	\$17,122	\$9,523
882	Marijuana Dispensary	18.92	100%	18.920	KSF	\$83,172	\$46,259
890	Furniture Store	0.52	47%	0.244	KSF	\$1,074	\$598
899	Liquor Store	16.62	64%	10.637	KSF	\$46,759	\$26,007
<b>SERVICES</b>							
911	Walk-in Bank	12.13	65%	7.885	KSF	\$34,660	\$19,278
912	Drive-in Bank	21.01	65%	13.657	KSF	\$60,034	\$33,390
918	Hair Salon	1.45	65%	0.943	KSF	\$4,143	\$2,304
920	Copy, Print, and Express Ship Store	7.42	66%	4.897	KSF	\$21,528	\$11,974
930	Fast Casual Restaurant	12.55	57%	7.154	KSF	\$31,447	\$17,490
931	Fine Dining Restaurant	7.80	56%	4.368	KSF	\$19,202	\$10,680
932	High Turnover (Sit-Down) Restaurant	9.05	57%	5.159	KSF	\$22,677	\$12,613
933	Fast Food w/o Drive-Thru	33.21	57%	18.930	KSF	\$83,215	\$46,283
934	Fast Food w/ Drive-Thru	33.03	50%	16.515	KSF	\$72,600	\$40,379
935	Fast Food Restaurant w/ Drive-Thru w/o Indoor Seating	59.50	50%	29.750	lane	\$130,781	\$72,739
936	Coffee/Donut Shop w/o Drive-Thru	32.29	57%	18.405	KSF	\$80,910	\$45,001
937	Coffee/Donut Shop w/ Drive-Thru	38.99	50%	19.495	KSF	\$85,700	\$47,665
938	Coffee/Donut Shop w/ Drive-Thru w/o Indoor Seating (Espresso Stand)	15.08	11%	1.659	lane	\$7,292	\$4,056
941	Quick Lubrication Vehicle Stop	8.70	72%	6.264	VSP	\$27,537	\$15,315
942	Automobile Care Center	3.11	72%	2.239	KSF	\$9,844	\$5,475
943	Automobile Parts and Service Center	2.06	72%	1.483	KSF	\$6,520	\$3,626
944	Gasoline/Service Station	13.91	58%	8.068	VFP	\$35,466	\$19,726
945	Convenience Store/Gas Station (<4,000 sf)	18.42	12%	2.210	VFP	\$9,717	\$5,404
945	Convenience Store/Gas Station (4,000 sf -- 5,500 sf)	22.76	12%	2.731	VFP	\$12,006	\$6,678
945	Convenience Store/Gas Station (>5,500 sf)	26.90	12%	3.228	VFP	\$14,190	\$7,892
947	Self-Serve Car Wash	5.54	58%	3.213	stall	\$14,125	\$7,856
948	Automated Car Wash	77.50	58%	44.950	stall	\$197,600	\$109,903
950	Truck Stop (Truck Trips Only)	15.42	58%	8.944	VFP	\$39,316	\$21,867
970	Winery	7.31	100%	7.310	KSF	\$32,135	\$17,873
971	Brewery Taproom	9.83	100%	9.830	KSF	\$43,213	\$24,034
975	Drinking Place	11.36	100%	11.360	KSF	\$49,939	\$27,775

<sup>1</sup> Institute of Transportation Engineers, Trip Generation Manual (11th Edition)

<sup>2</sup> Trip generation rate per development unit, for PM Peak Hour of the adjacent street traffic (4-6 pm).

<sup>3</sup> Average primary trip rates, per Trip Generation Handbook (3rd Edition), 2017. Additional primary rates based on similar land use and engineering judgment.

Pass-by rates should be used with caution and refined using local data whenever possible. <sup>4</sup> DU = Dwelling Unit; KSF = 1,000 square feet; VSP = Vehicle servicing position



## CITY OF SEDRO-WOOLLEY BUILDING, PLANNING & ENGINEERING FEE SCHEDULE

The fees described below are the minimum fees specific to the identified activities. Other fees may apply and will be added to the minimum fee. Plan Review and Application Fees are due at time of application. All fees must be paid before Permit Issuance or City Action.

### SECTION 1. BUILDING PERMIT FEES

To calculate building permit fees, valuation is established by using the current building valuation data published by the International Code Council (ICC). Permit fees are then calculated from the City of Sedro-Woolley BPE Fee Schedule Table 1. Valuation information for structures/improvements not designated by ICC is as shown in this schedule. The plan check fees for projects reviewed by the City of Sedro-Woolley shall be 65 percent of the building permit fee.

**TABLE 1—BUILDING PERMIT FEES**

TOTAL VALUATION	FEE
\$501.00 to \$2,000.00	\$23.50 for the first \$500.00 plus \$3.05 for each additional \$100.00, or fraction thereof, to and including \$2,000.00
\$1.00 to \$500.00	\$23.50
\$2,001.00 to \$25,000.00	\$69.25 for the first \$2,000.00 plus \$14.00 for each additional \$1,000.00, or fraction thereof, to and including \$25,000.00
\$25,001.00 to \$50,000.00	\$391.75 for the first \$25,000.00 plus \$10.10 for each additional \$1,000.00, or fraction thereof, to and including \$50,000.00
\$50,001.00 to \$100,000.00	\$643.75 for the first \$50,000.00 plus \$7.00 for each additional \$1,000.00, or fraction thereof, to and including \$100,000.00
\$100,001.00 to \$500,000.00	\$993.75 for the first \$100,000.00 plus \$5.60 for each additional \$1,000.00, or fraction thereof, to and including \$500,000.00
\$500,001.00 to \$1,000,000.00	\$3,233.75 for the first \$500,000.00 plus \$4.75 for each additional \$1,000.00, or fraction thereof, to and including \$1,000,000.00
\$1,000,001.00 and up	\$5,608.75 for the first \$1,000,000.00 plus \$3.65 for each additional \$1,000.00, or fraction thereof

<b>Structure or Improvement</b>	<b>Valuation</b>
Uninsulated, Unheated Basement	50% of finished space
Open Carport	\$16.10 per Square foot
Foundations	\$35.00 per linear foot
Fences greater than 6' in height	\$12.84 per linear foot
Decks	\$12.84 per Square foot
Post Frame Building	\$16.10 per Square foot
Commercial Signs	\$25.00 Surface mounted \$25.00 Replacement of insert to existing sign cabinet \$200.00 Monument \$300.00 Pole-mounted

<b>Other Building Related Fees</b>	
Plans Examination Review Fee	65% of assessed building permit fee
Projects not specified in schedule	Valuation based on contractor's estimate
Inspections outside of normal business hours, if granted	\$100.00/hour plus administrative overhead 2 hour minimum <sup>1</sup>
Inspections for which no fee is specifically indicated	\$50.00 per hour <sup>1</sup> ½ hour minimum
Re-inspection fees (due prior to second re-inspection of written correction notice)	\$50.00/hour plus administrative costs 1 hour minimum <sup>1</sup>
Expedited Inspection – for inspection requests received after 8:30 AM (due prior to subsequent inspection)	\$50.00
Additional plan review fee or inspection required by changes, additions, or revisions to plans	\$50.00/hour 1/2 hour minimum
Pre-review of Building Plans Fee – for review of building plans prior to the submittal of a complete building permit application.	10% of the projected Plans Examination Review Fee (based on building size and valuation). The Pre-review Fee does not count towards the Plans Examination Review Fee.
For use of outside consultants for plan checking, inspections, environmental, stormwater, landscape & other related reviews	\$50.00/hour administrative costs plus the resulting consultant fees
Demolition Permits	\$100.00 SFR Demolition Permit \$125.00 Commercial Demolition Permit
Temporary Certificate of Occupancy	\$250.00
Address Sign	\$25.00
Change of Use permit	\$100.00
Building Decision Appeal	\$300.00 Plus \$50.00/hour for staff time plus resulting consultant fees plus resulting attorney fees.
Washington State Building Code Council Fee – building permit fee	\$4.50 per building permit
Washington State Building Code Council Fee – multi-family unit fee	\$2.00 per unit for each unit after the first unit
Adult Family Home Application Review	\$50.00
Adult Family Home Inspection	\$50.00

Solar panel permit for buildings regulated by the International Residential Code (IRC)	\$50.00
Solar panel permit for buildings regulated by the International Building Code (IBC)	\$50.00 plus building plan review fee based in project valuation of the structural components and labor only
Residential re-roofing permit for roofing projects that require structural modification	\$75.00
Commercial re-roofing permit	\$75.00
Administration fee for processing deferred impact fees	\$100.00

<sup>1</sup> Or the total hourly cost to the jurisdiction, whichever is the greatest. This cost shall include supervision, overhead, equipment, hourly wages and fringe benefits of the employees involved.

### Manufactured Homes

Manufactured Home	\$500.00
Modular Homes	\$750.00 plus foundation and/or basement permit fee

### Mechanical Permits

#### Permit Administration

1. For the issuance of each mechanical permit	\$25.00
---	---------

#### Unit Fees

##### 1. Furnaces

For the installation or relocation of each forced-air or gravity-type furnace or burner, including ducts and vents attached to such appliance up to and including 100,000 Btu/h (29.3 kW)	\$20.00
---	---------

For the installation or relocation of each forced-air or gravity-type furnace or burner, including ducts and vents attached to such appliance over 100,000 Btu/h (29.3 kW)	\$40.00
--	---------

For the installation or relocation of each suspended heater, recessed wall heater or floor-mounted unit heater	\$14.80
--	---------

##### 2. Appliance Vents

For the installation, relocation or replacement of each appliance vent installed and not included in an appliance permit	\$ 7.25
--	---------

##### 3. Repairs or Additions

For the repair of, alteration of, or addition to each heating appliance, refrigeration unit, cooling unit, absorption unit, or each heating, cooling, absorption or evaporative cooling system, including installation of controls regulated by the Mechanical Code	\$13.70
---	---------

##### 4. Boilers, Compressors and Absorption Systems

For the installation or relocation of each boiler or compressor to and including 3 horsepower (10.6 kW), or each absorption system to and including 100,000 Btu/h (29.3 kW)	\$14.70
---	---------

For the installation or relocation of each boiler or compressor over three horsepower (10.6kw) to and including 15 horsepower (52.7 kW), or each absorption system over 100,000 Btu/h (29.3 kW) to and including 500,000 Btu/h (146.6kw)	\$27.15
For the installation or relocation of each boiler or compressor over 15 horsepower (52.7kW) to and including 30 horsepower (105.5 kW), or each absorption system over 500,000 Btu/h (146.6 kW) to and including 1,000,000 Btu/h (293.1 kW)	\$37.25
For the installation or relocation of each boiler or compressor over 30 horsepower (105.5 kW) to and including 50 horsepower (176 kW), or each absorption system over 1,000,000 Btu/h (293.1 kW) to and including 1,750,000 Btu/h (512.9 kW)	\$55.45
For the installation or relocation of each boiler or compressor over 50 horsepower (176kw), or each absorption system over 1,750,000 Bin/h (512.9 kW)	\$92.65
<b>5. Air Handlers</b>	
For each air-handling unit to and including 10,000 cubic feet per minute (cfm) (4719 L/s), including ducts attached thereto Note: This fee does not apply to an air-handling unit which is a portion of a factory-assembled appliance, cooling unit, evaporative cooler or absorption unit for which a permit is required elsewhere in the Mechanical Code.	\$10.65
For each air-handling unit over 10,000 cfm (4719 L/s)	\$18.10
<b>6. Evaporative Coolers.</b>	
For each evaporative cooler other than portable type	\$10.65
<b>7. Ventilation and Exhaust</b>	
For each ventilation fan connected to a single duct	\$ 7.25
For each ventilation system which is not a portion of any heating or air-conditioning system authorized by a permit	\$10.65
For the installation of each hood which is served by mechanical exhaust, including the ducts for such hood	\$10.65
<b>8. Incinerators</b>	
For the installation or relocation of each domestic-type incinerator	\$18.20
For the installation or relocation of each commercial or industrial-type incinerator	\$14.50
<b>9. Miscellaneous</b>	
For each appliance or piece of equipment regulated by the Mechanical Code but not classed in other appliance categories, or for which no other fee is listed in the table	\$10.65
<b>10. Range hoods</b>	
Residential	\$9.50
Commercial –plan review --inspection (does not include Fire Suppression)	\$50.00/hour \$50.00/hour
<b>11. Wood/gas/pellet stove or insert</b>	
Dryer vent	\$7.50
Gas Range	\$7.50
<b>Other Inspections and Fees:</b>	
1. Inspections outside of normal business hours, per hour (minimum charge—two hours)	\$50.00*
2. Re-inspection fees assessed under provisions of Section 116.6, per inspection	\$50.00*

3. Inspections for which no fee is specifically indicated, per hour (minimum charge—one-half hour)	\$50.00*
4. Additional plan review required by changes, additions or revisions to plans or top for which an initial review has been completed (minimum charge—one-half hour)	\$50.00*
*Or the total hourly cost to the jurisdiction, whichever is the greatest. This cost shall include supervision, overhead, equipment, hourly wages and fringe benefits of the employees involved.	

<b>Plumbing Permits</b>	
<b>Permit Administration – See Appendix A for Equivalent Fixture Units table</b>	
1. For issuing each permit	\$ 25.00
<b>Unit Fee Schedule</b>	
1. For each plumbing fixture on one trap or a set of fixtures on one trap	\$ 10.00
2. Rainwater systems - per drain (inside building)	
3. For each water heater and/or vent	\$ 7.00
4. For each gas-piping system of one to five outlets	\$ 7.00
5. For each additional gas piping system outlet, per outlet	\$ 5.00
6. For each industrial waste pretreatment interceptor including its trap and vent, except kitchen-type grease interceptors functioning as fixture traps	\$ 2.00
7. For each installation, alteration or repair of water piping and/or water treating equipment, each	\$ 7.00
8. For each repair or alteration of drainage or vent piping, each fixture	\$ 7.00
9. For each lawn sprinkler system on any one meter including backflow protection devices	\$ 7.00
10. For atmospheric-type vacuum breakers not included in item 12: 1 to 5 over 5, each	\$ 7.00
10. For atmospheric-type vacuum breakers not included in item 12: 1 to 5 over 5, each	\$ 7.00 \$ 1.00
11. For each backflow protective device other than atmospheric type vacuum breakers: 2 inch (51 mm) diameter and smaller over 2 inch (51 mm) diameter	\$ 7.00 \$ 15.00
11. For each backflow protective device other than atmospheric type vacuum breakers: 2 inch (51 mm) diameter and smaller over 2 inch (51 mm) diameter	\$ 7.00 \$ 15.00
12. For initial installation and testing for a reclaimed water system	
13. For each annual cross-connection testing of a reclaimed water system (excluding initial test)	\$30.00*
14. For each medical gas piping system serving one to five inlet(s)/outlet(s) for a specific gas	\$30.00*
15. For each additional medical gas inlet(s)/outlet(s)	\$50.00
<b>Other Inspections and Fees</b>	
1. Inspections outside of normal business hours	\$50.00*

2. Re-inspection fee	\$50.00*
3. Inspections for which no fee is specifically indicated	\$50.00*
4. Additional plan review required by changes, additions or revisions to approved plans (minimum charge — one-half hour)	\$50.00*
*Per hour for each hour worked or the total hourly cost to the jurisdiction, whichever is greater. This cost shall include supervision, overhead, equipment, hourly wages and fringe benefits of all the employees involved.	\$50.00*

## SECTION 2. PLANNING PERMIT FEES

<b>Planning</b>	
Pre-Application Meeting Fee	\$60.00 Planning Review \$60.00 Engineering Review
Comprehensive Plan Amendment	\$600.00 For projects that require more than 10 hours of staff time, the applicant will be billed at \$60.00/hour plus any consultant fees.
Zoning Ordinance Amendment	\$500.00
Rezone	See Comprehensive Plan Amendment
Long Plat - Preliminary	\$2,000.00 plus \$150/lot. For projects that require more than 30 hours of staff time, the applicant will be billed at \$60.00/hour.
Long Plat - Final	\$500.00
Short Plat	\$1,000.00
Planned Residential Development (in addition to Long Plat fees)	\$2000.00 plus \$15/lot
Conditional Use Permit (does not include Hearing Examiner Fees)	\$300.00 Residential \$1,000.00 Commercial
Essential Public Facility review (in addition to the Conditional Use Permit fee)	\$500.00
Zoning Waiver	\$200.00
Zoning Variance - Residential	\$400.00
Zoning Variance - Commercial	\$1,000.00
Home Occupation Permit	\$25.00
Boundary Line adjustment	\$150.00
Binding Site Plan - Preliminary	\$1,000.00 plus \$150/lot
Binding Site Plan - Final	\$300.00
Binding Site Plan - Amended	\$500.00
Design Review	\$25.00
Design Review for projects using the UVMU Overlay regulations	\$100 base plus \$0.005 per square foot of gross building area



Annexation	\$1,200.00
Temporary Permit per SWMC 17.64	\$300.00
Planned Action – review of applications for projects within the boundaries of an approved Planned Action Ordinance	\$300.00
Accessory Dwelling Unit (ADU) Permit	\$250.00
Request for letter of interpretation	\$250.00
Non-conforming use certificate	\$500.00
Zoning Compliance letter	\$150.00
Planning Decision Appeal	<p>\$200.00 by Permit Applicant</p> <p>\$100.00 by non-permit applicant residing greater than 500 ft from the project.</p> <p>\$30.00 by non-permit applicant residing less than 500 ft from the project</p> <p>Plus all resultant consultant fees, hearing examiner fees and/or attorney fees</p>
Planning Review of site & construction plans for new buildings (not additions to an existing building) <ul style="list-style-type: none"> <li>- Single-family (including manufactured home) &amp; duplex building permits</li> <li>- Small Commercial &amp; Industrial building permits without SEPA</li> <li>- All other building permits including multi-family</li> </ul>	<p>\$70.00</p> <p>\$110.00</p> <p>10% of Building Permit fee or \$2,500.00 (whichever is less)</p>
Planning Review Fee for Excavation & Grading permits w/SEPA	\$150.00
Planning Review for activities not listed specifically above.	\$60.00/hour
Hearing Examiner Fees	<p>Actual cost</p> <p>Prepayment fees taken at time of application</p>
Hearing Examiner - Prepayment of fees	<p>Type I &amp; II - \$2,200</p> <p>Type III - \$2,200</p> <p>Type IV - \$3,000</p>
Public Notification - Legal Notice in newspaper	Actual cost
Public Notification - Postage	Actual cost
Public Notification - Prepayment of publication costs	\$350.00
Notice of Land Use Action sign	\$25.00

<b>Environmental Fees</b>	
Critical Areas Review Fee	\$10.00 Checklist review and site visit, if req. for building permits \$20.00 Checklist review and site visit, if req. for projects requiring land disturbance, plats, and boundary line adjustments \$380.00 Request and review applicant submitted reports
Shoreline Permit	\$200.00
Shoreline Conditional Use/Variance	\$250.00
Floodplain Permit	\$60.00
For use of outside consultants for specialty plan checking and inspections	\$60.00/hour administrative fee plus the resulting consultant fees
SEPA- State Environmental Policy Act Checklist Review	\$150.00 (up to 10,000 sq. ft. disturbed area) \$300.00 (10,000-50,000 sq. ft. disturbed area) \$500.00 (50,000 sq. ft. and over disturbed area)
SEPA- Site Visit	\$100.00
Environmental Impact Statement (E.I.S.) Review	\$500.00 (included 10 hours of staff time) For projects that require more than 10 hours of staff time, applicant will be billed at \$50.00/hour plus consultant fees
Appeal of SEPA determinations	\$1000 plus consultant fees and attorney fees.

### SECTION 3. ENGINEERING PERMIT FEES

<b>ENGINEERING DEPARTMENT FEES</b>	
<b>Permits/Review/Inspection/Misc</b>	<b>Fee</b>
Street Vacation Request	\$1,000.00
Modification of Public Works Standards (PW Variance) Request (SW PWDS 1.3.9)	\$250.00 plus Additional Engineering Plan Review fee for every hour over 3 hours of staff time to process request
Access Permit (new driveways accessing city streets)	\$50.00
Oversize/Overweight Vehicles Permit (SWMC Ch. 10.20.025)	\$30.00
Waiver, Deferral or Modification of Frontage Improvements (SWPWDS 1.3.10 and 3.2.7.E)	\$50.00 for Single Family Residences \$250.00 for all others
Right of Way Permit (any work within city right of way including street cuts, utility extension, driveway construction, sidewalks, etc.; includes initial inspection). One work location per permit	\$70.00
Sewer Service Permit (includes initial inspection)	\$75.00
Decommissioning Septic System Inspection Fee	\$70.00

Clearing & Grading Permit (when not a part of an Engineering Plan Review project; includes TESC review and inspection)	\$50.00 - Up to 50 CYS \$100.00 plus \$25.00 per Acre – 50 CYS and over
Re-inspection for ROW Permits & Sewer Service Permits, per each	\$75.00
Engineering Plan Review – Simple Site Plan (up to two lots)	\$95.00/hour; minimum ½ hour
Engineering Plan Review (on and off site civil improvements – see SWPWDS Ch. 2.2)	0.5% approved Engineer’s Project Cost Estimate; \$600.00 minimum
Additional Engineering Plan Review (see SWPWDS Ch. 2.2)	\$95.00/hour; minimum ½ hour
Consultant Plan Review where required (Traffic Signals, Traffic Impact Analysis, Stormwater etc.)	Consultant Cost plus 5%
Construction Inspection (on and off site civil improvements; may be reduced up to 50% if Developer provides full time independent inspection services)	\$500.00 plus 1.5% approved Engineers Estimate
Additional Construction Inspection (if required)	\$75.00/hour; minimum ½ hour
Consultant Specialty Inspection & Testing (SWPWDS Ch. 2.1.10)	Consultant Cost plus 5%
Pavement Repair Performance Bond (cuts 100 sf or less - refundable on satisfactory completion of work – SWPWDS Ch. 2.3 and 3.2.15.G.6)	\$750.00 (cash deposit)
Performance and Maintenance Bonds (all civil-related work)	See SWPWDS Chapters 1.4.8.B and 2.3
Address Signs (SWPWDS 1.3.2.P.1)	\$30.00/each – installation by others

**For Impact Fees, see Master Fee Schedule Title 15.**

#### **SECTION 4. OTHER FEES**

<b>Fire Code Fees</b>	
Administrative fee	\$60.00
Fire Code Operations Permit (pursuant to IFC 105.6)	\$250.00 plus \$60.00/hr plan review fee plus consultant fees.
Fire Code Construction Permit (pursuant to IFC 105.7)	\$250.00 plus \$60.00/hr plan review fee plus consultant fees.
Fire suppression – building sprinklers	\$300.00 plus Fire Plan Review Fees
Fire suppression – tenant space sprinklers	\$125.00 plus Fire Plan Review Fees
Fire suppression – commercial hood sprinklers	\$77.00 plus Fire Plan Review Fees
Fire alarm system when required	\$125.00 plus Fire Plan Review Fees
Fire alarm panel	\$50 replaced / \$75 new plus Fire Plan Review Fees
Fire Code Violation Investigation Fee	\$60.00/hr minimum 1 hour
Fire Code Violation Fine	\$60.00 - \$200.00 per violation per day
Fire Code Compliance Review Fee and Report	\$100.00 plus consultant fees
Fire Investigation Fee	\$60.00/hr plus consultant fees.
Above/Underground fuel tank installation	\$100

Underground fuel tank removal	\$75
Underground fuel tank decommission – fill in place	\$100
Compressed gas	\$50.00 plus Fire Plan Review Fees
Install/Remove LP fuel tank	\$35.00
Fire Plan Review Fee	\$60.00/hr – one hour minimum
Fire inspection Fee	\$60.00/hr – one hour minimum
Marijuana Operations Permit	\$275.00 (annual fee)
Carbon Dioxide System Permit	\$275.00 (annual fee)
Extraction Process Permit	\$275.00 (annual fee)

### Enforcement Fees

Work without a permit investigation fee	\$50.00/hour plus consultant fees plus attorney fees plus applicable fines.
Permit violation investigation fee	\$50.00/hour plus consultant fees plus attorney fees plus applicable fines.
Permit compliance monitoring fee (for permits that require temporary monitoring)	\$50.00/hour plus consultant fees
Building Permit Violation Fine	Add 100% of the building fee
Planning/Zoning Violation Fine	Add 100% of resulting planning fees
Legal action	\$50.00/hour administrative fee plus attorney fees and consultant fees.

### Computer Mapping Services

8½ x 11	1-5 copies \$2.50 (20% discount after five copies)
11 x 17	1-5 copies \$5.00 (20% discount after five copies)
17 X 20 to 18 x 24	1-5 copies \$10.00 (20% discount after five copies)
22 X 34 to 24 x 36	1-5 copies \$15.00 (20% discount after five copies)
34 X 44 to 36 x 48	1-5 copies \$20.00 (20% discount after five copies)
A \$60/hour charge will be applied to all custom map request plus actual cost for maps produced and reproduced by outside sources.	

### Administrative And Misc. Fees

Copies	\$0.15/single-page \$0.25/double-page Actual cost for multi-media materials such as computer diskettes and CD's.
Color Copies	8.5x11/\$0.50 8.5x14/\$0.75 11x17/\$1.00
Copies of recorded public hearings	Free on City website or \$15.00/disk

**FEE REFUNDS:** The Building Official may authorize a refund of fees in accordance with IRC R108.5 and IBC 108.6

**BUILDING PERMIT EXPIRATION:** Every building permit issued by the City of Sedro-Woolley under the provisions of the Building Code shall expire by limitation and become null and void if the building or work authorized by such permit is not completed per the permitted requirements within two (2) years of the date of issuance.

**RENEWAL OF EXPIRED BUILDING PERMITS:** To renew action on a permit after expiration, the permittee shall pay a renewal fee of one half of the amount of the building permit fee that would be required for a new permit (not plan review fee), provided no changes have been made or will be made in the original plans and specifications for such work. A new permit – including plan review fees – will be required where expiration has been more than six months. Expired non-commercial projects requiring only final inspections shall pay a minimum fee of \$100.00.

Any permittee holding an unexpired permit may apply for a six-month extension in order to complete the authorized work. The Building Official may grant one free 180 day extension of time upon a written request from the permittee showing that circumstances beyond the control of the permittee have prevented the authorized work from being completed. No permit may be extended more than once.

Appendix A - Equivalent Fixture Units  
 For calculation of Commercial General Facility Charge

Kinds of Fixtures	Units
Bathtubs	2
Bidets	2
Clothes washers, private	2
Clothes washers, commercial	6
Dental units or cuspidors	1
Drinking fountains	1
Floor drains	2
Interceptors for grease, oil, solids, etc.	3
Interceptors for sand, auto wash, etc.	6
Laundry tubs	2
Receptors (floor sinks), indirect waste receptors for refrigerators, coffee urns, water stations, etc.	1
Receptors, indirect waste receptors for commercial sinks, dishwashers, air-washers, etc.	3
Showers, single stalls	2
Showers, gang (per head)	1
Sinks, and/or dishwashers (residential) (2" min. waste)	2
Sinks, bar, commercial	2
Sinks, bar, private	1
Sinks, commercial or industrial, schools, etc., including dishwashers, wash up sinks and wash fountains	3
Sinks, flushing rim, clinic	6
Sinks, service	3
Sinks, service (3" trap)	6
Urinals, pedestal, trap arm only	6
Urinals, stall, separate trap	2
Urinals, wall-mounted, blowout, integral trap 2" trap arm only	3
Urinals, wall-mounted, blowout, integral trap 3" trap arm only	6
Urinals, wall-mounted, washdown or siphon jet, integral trap, trap arm only	2
Urinals, wall-mounted, washdown, separate trap (2" min. waste)	2
Wash basins, in sets	2
Wash basins (lavatories) single	1
Water closet, private installation	4
Water closet, public installation	6